

This policy was drawn up with reference to the Health and Safety at Work document

Introduction

Health and Safety is of prime importance to the Madressah and we will seek to conduct our business in such a way as to avoid harm to our employees and all others who may be affected directly or indirectly by our activities.

This policy outlines the responsibilities and arrangements for ensuring your Health and Safety. It is therefore important that you read the policy before starting work at the Madressah.

Aim and objectives:

The aim of our Madressah is to create a safe environment, for all users of the Madressah, students, Madressah staff, parents and the community.

This includes:

- The ability of each individual to protect him/her self
- Concern and consideration for the safety of others
- Knowledge of what to do in certain situations or seeking expert help where the necessary skills are not available.
- Alertness and control
- Cultivation of good habits

Learning to be safe

We believe that students learn best through practical experiences and active involvement in all areas of the curriculum. Students are taught to have care and consideration for themselves and others:

- In the classroom
- When using equipment e.g. scissors or other tools
- When moving around Madressah
- When on educational visits
- Healthy eating habits, fruit time in Madressah
- Wearing the right clothing

We have a limited number of Madressah rules, which are for safety reasons, such as walking round Madressah, care of property etc.

Educational visits are carefully planned in advance, by following instructions in the education visit policy.

Roles and responsibilities

The Madressah Health and Safety (H & S) committee consists of:-

ZUBEIR HASSAM (Headteacher)

FAIZAL AHAMED

Headteacher

- to pursue objectives in respect of H&S policy
- to set up arrangement to meet the H&S requirement
- to be available to any member of staff to discuss and seek to resolve health and safety problems
- to inform staff of any changes/hazards etc
- to ensure that all areas of the Madressah are inspected regularly
- to ensure that a system is established for reporting, recording and investigation of accidents and that all reasonable steps are taken to prevent recurrences
- to ensure that consideration is given to the possibilities of maintenance work affecting students and staff
- to ensure that effective arrangements are in force to facilitate ready evacuation of the buildings in case of fire or emergency and that fire fighting equipment is available and maintained

Health and Safety coordinator

- To ensure that employees are:-
 - aware of their responsibilities under the Health and Safety at Work Act
 - familiar with the requirements of the Madressah's safety policy
 - made aware of the hazards in their area of activity
 - familiar with safe methods of work
 - aware of the action to be taken in an emergency
 - aware of the first aid facilities available
- to ensure that safety rules and safe methods of work are observed, and that protective equipment is utilized where appropriate
- to inform the head of all accidents and incidents and assist in the investigation
- to initiate or recommend any necessary repairs or maintenance work
- to maintain a high standard of a safe working environment at all times
- to participate in consultation with head and employees in promoting progression improvements in the safety of activities

All staff

- to co-operate with safety representatives in the fulfilment of the objectives of the Madressah's H&S policies and their responsibilities under the Health and Safety at Work Act
- to comply with safety rules and procedures laid down in their area of activity
- to take reasonable care to avoid injury to themselves and others by act or omission whilst at work
- to use such protective clothing or equipment as may be provided
- to report all sickness, accidents and dangerous occurrences promptly

Arrangement for ensuring Health and Safety

Every person entering the premises will be made aware of the emergency procedures

The health and safety committee of the Madressah will issue, as necessary, policy curriculums and/or guidance notes through the head and H&S coordinator and will be circulated to appropriate staff. A full record of guidance will be kept in a file in the office. It is the responsibility of members of staff to refer to these documents as the need arises.

New employees will, as part of normal induction process, be given health and safety information relevant to their work. Including fire warning procedures and first aid facilitation etc.

Protective Clothing

Where appropriate, suitable and adequate protective equipment/clothing will be made available to employees engaged in hazardous activities.

Consultation

Any employee who has a problem relating to health and safety at work must raise the matter with the H&S coordinator who will take appropriate action.

Proposals for introducing new Machinery, substances or processes will be subject to consultation with relevant employees and appropriate instruction, training and information will be provided where necessary. Certain items of plant and equipment may be subject to statutory inspections.

Competency and Training

The progression of adequate training is vital to health and safety of all members of staff. The head teacher supported by staff will identify needs and secure appropriate training.

The HSE states that "for a person to be competent, they need qualifications, experience, and qualities appropriate to their duties." In reality, only an assessment of the individual can demonstrate competence. Competent employees are expected to act in manner that is reasonable depending on their levels of knowledge, skills and training.

Do not operate machinery or attempt anything that you do not have the competence, skills or abilities to do or if you have not been trained.

Visitors and Visiting staff


Any employee who during the course of his or her work, as required to visit premises other than their normal place of work must comply with the health and safety instructions relating to those premises.

Those persons inviting visitors into premises are responsible for ensuring that they are made aware of safety rules and procedures sufficient to ensure their safety.

Smoking


It is the policy of the Madressah is a NO -smoking Madressah

Smoking including the use of e-cigarettes, is not permitted in any area of the Madressah by staff, parents or visitors to the Madressah.



MuslimSchoolOadby

Health & Safety Policy



Monitoring the policy

A yearly review of all procedures and risk assessment will be carried out by staff and amended as necessary. Ongoing monitoring will be under taken by all staff, teaching and non-teaching.

The head will monitor the implementations of the H&S policy and advise the H&S committee of any issues arising from the monitoring.

The policy will be reviewed annually by the trustees and the H&S committee.
This policy was reviewed and updated

Signature of Health & Safety Coordinator _____

Dated: 30/04/2021

FAIZAL AHAMED

Signature of Headteacher _____

Dated: 30/04/2021

ZUBEIR HASSAM

FIRE EVACUATION PROCEDURES

The Madressah has set procedures in case of an emergency in Madressah, such as a fire or bomb alert when the building needs to be evacuated. These drills are carried out at least once a term. All staff and students are familiar with these procedures, and know their own exit route, place of assembly and roll call procedure. The Health and Safety coordinator will test fire alarms on weekly bases and record it in the fire precaution.

As soon as the fire alarm sounds all students and adults must stop what they are doing and walk out of the building through the nearest exit, to assembly point as marked below in the MAIN CAR PARK OUTSIDE OF THE BUILDING.

HOW TO EXIT THE MADRESSAH

	<p>1) FOLLOW THE INSTRUCTIONS FROM YOUR TEACHER</p>
	<p>2) DO NOT COLLECT PERSONAL BELONGINGS</p>
	<p>3) WALK QUIETLY AND USE YOUR NEAREST FIRE EXIT</p>
	<p>4) ASSEMBLE IN THE CORNER OF THE MAIN CAR PARK AND AWAIT FURTHER INSTRUCTIONS</p>

Before leaving the Madressah, the Madressah secretary or a designated person will dial 999 for the fire brigade. The Madressah secretary is responsible for taking all of the registers out of Madressah with her, and also the visitors "sign in" book. The teacher in charge of the students at the time of the alarm should report to fire marshall and account for all students.

Nobody is to go back into Madressah. If a student is missing it must be reported.

When the building is reported to be safe and the Headteacher authorises, staff and students may return to the building.

Staff should ensure that their students walk in and out of Madressah sensibly, and line up quietly.

If their normal exit is blocked for any reason, then staff and students should use the nearest available exit

Emergency Evacuation during exams

Prior to the exam period and at the beginning of each exam, the candidates will be informed of the emergency evacuation procedures which may differ to the normal evacuation procedures;

- Candidates must remain under controlled exam conditions.
- Candidates are evacuated leaving all exam materials on their desks
- Candidates are evacuated to the exam assembly point, far end of the car park and must remain 1.5 meters apart
- Exams officer and other available staff meet at the assembly point to provide assistance and supervision
- On re entry to exam room, the exam is restarted and the candidates given their full entitlement
- Any student who is found to have communicated with another may be disbarred from this session
- A full copy of the exam evacuation procedure will be in the exam room during every examination

Bomb Alerts

In the event of bomb alert the Headteacher or Madressah secretary must:

- Ring the fire alarm to activate the evacuation of the premises of all adults and students (see fire drill procedure)
- Phone 999 for the fire brigade and police
- Check that the evacuation procedure has been followed
- Remain at the front of the Madressah to meet the fire brigade/police and direct them to the incident
All students and adults must remain outside
- Only when the all clear has been given will students and adults be allowed to re-enter the premises

If the alert is a practice, then the fire brigade must be informed before the evacuation of the premises takes place.

Car Parking

Car parking is a concern at the Madressah as it is a hazard for those who use the Madressah. It is also a hazard for neighbours who live within the vicinity of the Madressah. Drivers parking cars at the Madressah, near it or dropping or collecting students at the Madressah should at all times have consideration for the safety of pedestrians, other road users and the immediate community. In particular, the road markings near the Madressah crossing should be observed at all times.

Visitors parking at the Madressah should leave a note of their car registration number with the Madressah office in case the car has to be moved etc.

At no time should the Madressah entrance be obstructed.

The Headteacher will send regular emails to parents emphasise the following:

- Care of our neighbours and residents of Sandhurst Street
- Not parking on yellow lines, disable parking bays or parking such that one car uses up 2 spaces
- Parking the car and then dropping students off in the the Madressah, keeping the traffic flow moving, and not stopping near the entrance to drop children off

The policy is enforced by personal contact with any adult who continually parks in an obstructive way (by Headteacher or caretaker). All comments by parents or neighbours will be followed up.

Manual Handling

Manual handling operations means any transporting or supporting of a load (including the lifting, putting down, pushing, pulling, carrying or moving thereof) by hand or by bodily force.

Make proper use of equipment provided for your safety. Inform your employer if you identify any hazardous handling activities. Ensure that any lifting activities you get involved in do not put others at risk

Students moving equipment

In the normal day to day running of the Madressah, there are certain situations where students will need to move equipment or items of furniture. For example:

- Chairs and tables - chairs should be moved one at a time, and students must be shown how to carry them correctly. They may carry single chairs on their (depending on size of chair) own. If a large number of chairs are needed then the Caretaker will deal with them. Tables need one child at each end, a child must not attempt to lift a table on his or her own.
- Small items of equipment can be moved by the students when instructed.
- Always make sure when any item of equipment or furniture is being moved from one room to another, that there is another child available to open and close doors.

Students must *always* be supervised when moving any equipment or item of furniture. Some items they will need to move may be heavy or awkward to handle. Students need to be shown how to lift and carry safely. This needs reinforcing on regular occasions.

Items Students Should Not Move

- Computers - monitors can easily fall off trolleys, or wires get caught

Security of the Premises

A designated member of staff, under the direction of the Head teacher, is responsible for ensuring that the building provides a safe and healthy environment for the students. The caretaker and external cleaners under the direction of the Head teacher maintain a clean and tidy building and grounds. Any minor repairs or maintenance are completed by the caretaker or through the use of contractors engaged by the Head teacher in consultation with the Trustees. Any equipment/hazardous substance are kept locked away from the students. All equipment is to British Standards and is maintained regularly. The Head teacher, the Administration Staff and the Caretaker are the designated key holders and are responsible for the security of the building.

Keys are also issued to certain non-Madrasah persons such as the cleaning staff, and organisations using the Madrasah regularly. They are responsible for leaving the building secure.

Class teacher

It is the responsibility of the class teacher to make sure that their classroom is secure, windows closed and equipment switched off before leaving the premises.

Caretaker

It is the responsibility of the caretaker to check weekly that:

- All locks and catches are in working order
- The emergency lighting is working
- The fire alarm has no faults
- The security system is working properly
- Before leaving the premises, to check:-

Head teacher

It is the responsibility of the Head teacher, if the last person to leave, to perform the above functions in the absence of the Caretaker.

In addition, the Head teacher is responsible for the security of the premises during the Madrasah day. The Head teacher will update staff on any changes to the policy.

Contractors on Site

FOR ANY WORK THAT THE MADRESSAH WISHES TO BE CARRIED OUT BY A CONTRACTOR A RISK ASSESSMENT MUST FIRST BE DONE BY A MEMBER OF THE H&S COMMITTEE.

- Contractors have to follow and therefore must be made aware of the Madrasah's rules.
- Contractors are encouraged to telephone and make appropriate arrangements prior to visiting the Madrasah.

They must contact either the Head teacher or Caretaker. The Madressah expects to be informed of the number of workers who will be on site.

- All contractors must report to the Secretary's office. The Caretaker will then be informed of their arrival if necessary
- Contractors will work under close supervision of the Caretaker or Administration Staff so as not to endanger the health and safety of students or adults in Madressah.
- Contractors are obliged to wear necessary protective equipment for the job in hand. It is assumed the contractor has their own safety equipment but must inform the Madressah at the time of the quote if they wish the Madressah to provide it. If such equipment is not available then they will not be allowed to work.
- Any equipment that contractors bring into Madressah must have been tested for safety and be stored in a safe place away from corridors, classrooms, or any areas used by adults or students.
- No repairs or maintenance can be carried out in areas which students or adults are occupying, this includes cloakroom and toilet areas
- The Madressah must keep a record of any accidents or near misses. Book near First aid box outside the office

All work will be monitored by the Caretaker and any concerns reported to the Headteacher, and the contractor concerned.

NB See separate sheet, to be given to contractors.

Guidance for Contractors on Site

All Contractors on site should ensure they have been given a clearance note by the caretaker; the area is safe to work.

We have been recommended by the Health and Safety Inspector to ask you to refrain from:

- Smoking in the building or in the grounds as we are a no-smoking Madressah
- Talking to the students (our students are asked not to talk to strangers)
- Leaving equipment around
- Playing music and if you have any problems, please see the Headteacher or Caretaker.

Control of Hazardous Substances in Madressah

All substances including cleaning materials, which may be hazardous, are kept in a locked store, either in the cleaner's cupboard or the caretaker's room.

In the Madressah premises the caretaker is responsible for the inventory and storage of hazardous materials. Each chemical has its own COSHH form, from the suppliers which should be consulted before use. Your employer should complete COSHH risk assessments on all hazardous substances.

- Only use the smallest amount required of any substance – the more you use the bigger the risk.
- Replace lids and tops on all hazardous substances and store them effectively.
- Ensure that areas in which you are using substances are well ventilated.
- Use personal protective equipment (ppe) that has been identified to protect you from exposure to substances.
- Make sure all spillages are cleared up at the earliest opportunity and reported to the relevant people.
- Chemicals checked for suitability where pregnant staff is teaching.

Employees have a responsibility to comply with all safety instructions when handling hazardous substances.

Screen Equipment and Computer Workstations

Under The Health and Safety (Display Screen Equipment) Regulations 1992. The Madressah has a duty of care to staff and students. The following standards should apply in Madressah:

The VDU Screen must be:

- easily readable with a stable and clear image
- free from glare, reflections and flicker
- capable of swivel and tilt movements, enabling comfortable head position and good posture
- The screen should be at eye level, they should not have to look down.

The Workstation must allow comfortable and easy use of the equipment.

The Keyboard must:

- be separate from the screen and capable of tilting
- be positioned to enable support for the wrists and hands
- have a matt surface and clearly legible symbols
- Staff using laptops should be given a separate keyboard.

The Desk must

- have a surface of low-reflectance
- permit flexible arrangement of the equipment and comfortable work-position

The Chair must

- Chairs should be of a height that a worker's arm is flat on the surface from elbow to wrist and feet are flat on the floor or a surface such as a small stool

Software must

- be suitable for the tasks required

- be adaptable to the level of knowledge and needs of the user
- display easily understandable information

If you use display screen equipment for long periods of time, you are entitled to undergo an eye test which must be paid for by Madressah.

Women at Work

The Madressah will endeavour to provide

- Adequate and suitable sanitary facilities for the number of staff and students
- Flexibility in working patterns to overcome an individual problem in the case of expectant mothers

New or expectant mothers

Once the Madressah has been informed in writing that an employee/pupil is a new or expectant mother then the Madressah will endeavour to provide a safe working environment. The Madressah has the right to request confirmation of the pregnancy by means of a certificate from a registered medical practitioner or midwife in writing. If this certificate has not been produced within a reasonable period of time, the employer is not bound to maintain changes to working hours or conditions or to maintain paid leave.

The Madressah will ensure that the working area is well ventilated. There should be good lighting and seating to avoid unnecessary strain.

Although all employees/pupils should be protected from hazards the Madressah accepts recent COSHH regulations – reinforced by the Pregnant Workers Directive, there are some substances used in Madressahs that are hazardous to the reproductive processes. Pregnant women would not be expected to handle these.

Pregnant women will not be expected to lift heavy objects.

The effects of rubella on pregnant women are well known and constitute a hazard. All staff will be informed of any case of rubella in the workplace.

The Madressah will endeavour to ensure that the employee will be given time off to attend anti-natal appointments.

Further guidance can be obtained for the EC Directive on Pregnant Workers (92/85/EEC) and the DTI booklet PL958 Maternity Rights.

<https://www.gov.uk/working-when-pregnant-your-rights>

Administration of Medicines during Madressah Hours

From time to time, parents request that the Madressah should dispense medicines which need to be administered at regular intervals to students.

These requests fall into two categories:

- Students who require emergency medication on a long term basis because of the chronic nature of their illness (for example, asthma)

- For casual ailments it is often possible for doses of medication to be given outside Madressah hours. The Madressah does not administer medicines for casual ailments.
- If it is unavoidable that a child has to take medicine in Madressah, written approval and instructions are to be given by the parent:

The medicines must be brought into Madressah in a properly labelled container which states:

(a) The name of the child (b) The name of the medicine, (c) The dosage, (d) The time of administration

- Medicines will be kept in a secure place by staff in accordance with safety requirements
- Paracetamol will not be administered under any circumstances

ASTHMA POLICY

The Madressah recognizes that asthma is a widespread, serious but controllable condition affecting many students at Madressah. The Madressah positively welcomes all students with asthma to achieve their potential in all aspects of Madressah life by having a clear asthma policy that is understood by Madressah staff and students. (Supply teachers and new staff are also made aware of the policy). All staff who come into contact with asthma are provided with training by the Madressah and training is updated regularly.

Asthma Medicines:

- Immediate access to reliever medicines is essential. Students with asthma are encouraged to carry their reliever inhaler
- Parents are asked to ensure that the Madressah is provided with a labelled spare reliever inhaler. These should be labelled with the child's name and kept in the Madressah office.
- Office staff should check the expiry date of inhaler and inform the parent.
- Madressah staff are not required to administer asthma medication to students. All Madressah staff will let students take their own medicines when they need to.

Record keeping;

At the beginning of each Madressah year or when a student joins the Madressah, parents are asked to indicate any medical conditions their child might have including asthma on an enrolment form.

Staff will be given a list of known medical conditions at the beginning of the year and are expected to follow the procedure of indicating medical conditions in their mark books/planner.

PE, games and activities

- Taking part in sports, games and activities is an essential part of Madressah life for all students. All teachers are made aware which students have asthma.
- Students with asthma

Asthma sufferers who require inhalers are required to keep them on their persons at all times. Staff will allow them to self-administer when required.

Letters will be sent to parents at the beginning of the Madressah year reminding them to send a labelled inhaler to the office available should the student forget to bring their inhaler.

Where long term needs for emergency medical attention exist, such as epilepsy, the Madressah will require specific guidance on the nature of the likely emergency and how to cope with it while awaiting paramedical assistance. Detailed written instructions should be sent to the Madressah and the parent/guardian should liaise with their child's class teacher. If the emergency is likely to be of a serious nature, emergency contact numbers must be given where an adult is available at all times.

Diabetics

After consultation with parents the Madressah requires the following actions to be taken;

- All members of staff should be aware of a student's condition and relevant symptoms. Should a diabetic student be taken off the Madressah premises, for any length of time, the staff member in charge is responsible for ensuring the required medicines are taken. NO RISKS SHOULD BE TAKEN.
- Student should always have a supply of dextrose tablets or equivalent on their person
- A further store of these items should be made available in a named secure plastic container
- A supply of Hypostop which is within its' Use-By Date should be in the office fridge
- If applicable a supply of emergency insulin should be in the office fridge
- All relevant items should be taken on Educational Visits
-

First Aid in Madressah

IF A PUPIL REFUSES FIRST AID THEN THE HEADTEACHER AND PARENT/GUARDIAN MUST BE INFORMED IMMEDIATELY

All staff, both teaching and non-teaching are responsible for dealing with minor incidents requiring first aid.

During lesson time if first aid is required the class teacher should send for one of the registered first aiders, preferably one of the non-teaching staff. If an accident occurs and first aid is required, then one of the staff on duty should send for one of the first aiders.

Should a student refuse first aid treatment the Head Teacher, parents/carers must be informed immediately.

The qualified first aiders in Madressah are;

Mu'allimah Rozina Daud

Mu'allimah Fouzia Kasmi

Mu'allimah Raeesa Khatri

Mu'allimah Zainub Caratella

Mu'allimah Nawal Salih

Mu'allimah Fatema Omar

Mu'allimah Hafizah Nazha Azzouzi

Mu'allimah Maryem Mussa

Mu'allimah Fatiha Ait 'Zahar

Hazfiz Talha Badar

Designated Safeguarding Lead - Mu'allimah Zainub Caratella
DSL Assistance - Mu'allimah Fatiha Ait 'Zahar

Principle – Zubeir Hassam

Safety/HIV Protection

Always wear disposable gloves when treating any accidents/incidents, which involve body fluids. Make sure any waste (wipes, pads, paper towels etc.) are placed in a disposable bag and fastened securely. Any students' clothes should be placed in a plastic bag and fastened securely ready to take home.

First Aid Supplies

First aid boxes are located in the; in a portable case and in a cabinet outside the office

Person Responsible for Supplies

The first aider is responsible for checking the contents of the first aid boxes on a regular basis and placing orders to replenish stock. All staff are responsible for notifying the Madressah Secretary if the supplies in any of the first aid boxes are running low.

Each first aid box should contain:

- guidance card
- 20 individually wrapped adhesive dressing
- 2 Sterile eye pads
- 4 individually wrapped triangular bandages
- 6 safety pins
- 6 medium sterile wound dressings
- 2 large sterile wound dressings
- 2 pairs of disposable gloves
- plastic disposable bags
- Resuscitaid
- 2 eyewash vials

CHECKLIST

BOX IN ROOM _____

EQUIPMENT	S	O	N	D	J	F	M	A	M	J	J
guidance card											
20 individually wrapped adhesive dressing											
2 Sterile eye pads											
4 individually wrapped triangular bandages											
6 safety pins											
6 medium sterile wound dressings											
2 large sterile wound dressings											
2 pairs of disposable gloves											
plastic disposable bags											
Resuscitaid											
2 eyewash vials											

Allergies/Long Term Illness

A record is kept in the Administration Office of any child's allergy to any form of medication (if notified by the parent) any long term illness, for example asthma, and details on any child whose health might give cause for concern.

Infectious diseases

From time to time students contract certain illnesses through no fault of their own, for which they have to be excluded from Madressah for a specific period of time. Below is a list of diseases and the time for which they should be kept at home:

Chicken pox	6 days minimum from onset of rash
German measles	7 days minimum from onset of rash
Measles	7 days minimum from onset of rash
Mumps	7 days minimum or until swelling has gone
Whooping cough	21 days minimum from onset of cough
Impetigo	Until skin has healed

Accidents

Recording

All accidents must be recorded in the Log/Accident Book. All details need to be filled in, including any treatment given.

If the accident is more serious, the aim of the Madressah is to get the child qualified medical attention as quickly as possible. Parents are informed straight away, and if necessary, an ambulance sent for. A member of staff will collect information and accompany pupil. If Parents are uncontactable the Head Teacher must be informed and the Madressah will take responsibility locus parentis.

Accidents fall into four categories:

Category 1 Fatal

Category 2 Major injury

Accidents in these two categories should be reported immediately to:

The accident should be reported by telephone immediately, and then confirmed in writing on form F2508 for injury or dangerous occurrences and form F2508A for diseases at work.

If the accident is major for child or adult, please report it immediately to the Headteacher who will send for an ambulance if needed and contact parents.

When in doubt, contact parents/guardians.

Major Injuries are

- Fracture of the skull, spine or pelvis
- Fracture of any bone in the arm other than a bone in the wrist or hand
- Fracture of any bone in the leg other than a bone in the ankle or foot
- Amputation of a hand or foot
- The loss of sight of an eye
- Any other injury which results in the person injured being admitted to hospital as an inpatient for more than 24 hours, unless that person is detained only for observation

It might be that the extent of the injury may not be apparent at the time of the accident or immediately afterwards, or the injured person may not immediately be admitted to hospital. Once the injuries are confirmed, or the person has spent more than 24 hours in hospital, then the accident must be reported as a major injury.

Category 3

Accidents to employees resulting in more than three days consecutive absence

Category 4 Other accidents

These are the accidents, which more commonly occur in Madressah. Procedure to follow:

Always fill in the Madressah Accident Book for minor injuries (including all bumps on the head, but not minor cuts and grazes). This is kept in the Office.

If a child has a bump on the head you must ring home and contact the parent/guardian.

Fill in the Madressah Accident Book if the parent/guardian has to be sent for to take the child to the family doctor or to hospital for further treatment.

Accident Documentation

The following documentation is attached:

- Reporting of Madressah accidents to the Health and Safety Executive
- Guidance notes on completing Form F2508
- Form F2508
- Accidents to Madressah students

Reporting Madressah Accidents

Certain accidents arising out of or in connection with work are reportable to the Health and Safety Executive under the requirements of the Reporting of Injuries, Diseases, and Dangerous Occurrences Regulations 1985. The following gives practical advice to Madressahs on compliance with this duty.

It is not a complete statement of the duty.

Employee Accidents

(This applies to all Madressah employees and self-employed persons on Madressah premises).

Any accident to an employee resulting in a fatal or major injury must be reported to the HSE immediately by telephone. The details must be confirmed on Form F2508 within 7 days.

If the accident does not result in a fatal or major injury, but the employee is incapacitated from their normal work for more than three days (excluding the day of the accident) there is no need to telephone, but Form 2508 must be completed and sent to the HSE within seven days of the accident.

Student Accidents (Including accidents to any visitors not at work)

Fatal and major injuries to students on Madressah premises during Madressah hours must be reported in the same way as those to employees. However, injuries during play activities in playgrounds arising from collisions, slips and falls are not reportable unless they are attributable to:

- The condition of the premises (for example, potholes, ice, damaged or worn steps etc.)
- Plant or equipment on the Madressah premises
- The lack of proper supervision

Fatal and major injuries to Madressah students occurring on Madressah sponsored or controlled activities off the Madressah site (such as field trips, sporting events or holidays in the UK) must be reported if the accident arose out of or in connection with these activities, by phoning the following number 0845 3009923 (RIDDOR).

If you are unsure of the address of the nearest HSE office and it is not listed in the local telephone directory, you may find out by telephoning the HSE enquiry point on 0151 9514381.

Near misses

Part of ensuring the premises are a safe environment is to ensure that potential accidents do not occur. An accident is defined as an unplanned, unexpected and undesired event which occurs suddenly and causes injury or loss. A near miss is an unplanned event that has the potential to cause injury or loss.

- Ensure you understand the Madressah's policies and objectives
- Know the emergency arrangements of the Madressah
- Ensure you understand the control measures, specified in the Madressah's procedures and risk assessments.
- Ensure you have received suitable information, instruction and training in the task you are carrying out.
- Ensure you wear all personal protective equipment that is specified for the task you are to carry out.
- Staff are required to log any near misses in the incident book.

Monitoring the Accident/Incident book

The Health and Safety co-ordinator will analyse and report on the accident/incident book on a termly basis.

1. EDUCATIONAL VISITS POLICY AND GUIDELINES

PLANNING THE VISIT

What is needed for planning a trip:

Discussion in the department/committee about the aims and objectives of the trip.

Go through the Health and Safety Issues; decide on the Student to Staff Supervision Ratio

Suggested 1:15. However for theme parks 1:10. Trips abroad 1:8

Do a Risk Assessment – see attached sheet

APPENDIX 1

Decide who is going to organise the trip


This includes the venue, coach, seeking permission of the Head Teacher, informing the cover coordinator and the members of staff/parents who you want to accompany you. Finding out if there is a facility for prayer.

Sending Health and Safety form to the venue and seeking approval and parental consent.

Seek permission from the Head Teacher – At least 10 working days before trip. Visits abroad or those that will carry a higher risk must be authorised by the Trust Health and Safety Committee.


See attached sheet

APPENDIX 2



MuslimSchoolOadby

Health & Safety Policy



Health and Safety information from venue

See attached sheet. You may wish to visit the venue beforehand, but this visit should take place in your own time.

APPENDIX 3

The organiser may wish to send home a letter to parents containing information about the venue and the expected behaviour of their sons. This is recommended for trips like theme parks when poor behaviour might result in accidents.

On certain trips i.e. adventure trips or those abroad, you might also advise parents for the need of extra insurance cover.

On the day of the trip, the organiser should brief students on expected behaviour and any Health and Safety Issues.

All serious accidents should be reported as soon as possible to the Head teacher who contact the relevant Trust Convenor and parents as soon as possible.

EDUCATIONAL VISITS POLICY AND GUIDELINES

RISK ASSESSMENT

APPENDIX 1

STEPS TO BE TAKEN WHEN ASSESSING RISKS

1 PLACE TO BE VISITED e.g. Paris Potential hazards: *walking in the city streets *loss of passport	*travelling by ferry *unsuitable hotel
2 LIST GROUPS OF PEOPLE WHO ARE ESPECIALLY AT RISK FROM THE IDENTIFIED: *students *students *group leader	SIGNIFICANT HAZARDS TO YOU *non-teaching staff *teachers
3 LIST EXISTING CONTROLS OR NOTE WHERE INFORMATION MAY BE FOUND: *ensure sufficient supervision *clear guidance to students	*know details of the consulate *exploratory visit
4 HOW WILL YOU COPE WITH THE HAZARDS WHICH ARE NOT CURRENTLY OF FULLY CONTROLLED UNDER (3)? List the hazards and the measures taken to control them.	
5 CONTINUAL MONITORING OF HAZARDS THROUGHOUT THE VISIT: Adapt plans and then assess risks as necessary	

RISK ASSESSMENT ACTION PLANS ARE ON THE STAFF COMMON IN THE HEALTH & SAFETY FOLDER UNDER PLANNING FOR TRIPS

ELECTRICAL EQUIPMENT

All electrical equipment used on site must have a PAT certificate. The MadressahOadby and Wigston Muslim Association, the landlord of the premises will endeavour to arrange for testing on an annual basis. Certification will be kept in the Madressah Office in the Fire Risk File.

New equipment does not require a PAT certificate until the warranty has expired. All new equipment purchased must be recorded on a list for the test. This list should be available on request.

Equipment which is found to be faulty or has frayed wires must not be used. Any piece of equipment with a red failed sticker cannot be used until it has been repaired.

Members of staff are reminded that equipment from home has not been PAT tested and cannot be used in Madressah.

Members of staff should carry out a visual check before plugging in any appliance.

RISK ASSESSMENT

Risk assessment is a way of measuring the hazards posed to staff, students and visitors to the Madressah. Then ensuring all the above are able to work in safety.

In determining whether a hazard poses a high, medium or low risk the assessor will need to take into account a number of factors:

- The nature of the activity being undertaken. Some activities are inherently more hazardous than others.
- The nature of the people undertaking the activity. An activity perfectly safe for an adult might be unacceptably hazardous for a young student.
- The worst result that the hazard could cause. Is it a broken toe, someone suffering long term illness, or even someone killed?
- The frequency with which the hazard is likely to cause harm. How often does the activity take place? How close do people get to it? How likely is it that something will go wrong?
- The number of people who could be affected by the hazard. A loose floor tile in a storage cupboard might be considered a fairly low risk; a loose tile on a busy corridor, would be high risk.

In an ideal situation the risk assessor should be a qualified person. However if there is no qualified person available (expertise could be bought in), then the Headteachers should carry out a risk assessment on a yearly basis at the end of the year.

Step One – Identify Risk

Each area of the Madressah needs to be assessed individually. This is to be carried out by the main user of the area, ie Hall would be assessed by the Headteacher. Appendix 1 is the form to be filled in. This will give an indication of the level of risk and control measures in place. One copy of the form should be kept in the room and a second copy in the Health and Safety file in the office.

Step Two – Is the Risk adequately controlled?

The assessor will need to identify what precautions have already been put in place to protect staff, students and visitors against the identified risks. The Health and Safety at Work Act 1974 requires employers to do whatever is reasonably practicable to keep the workplace safe and healthy.

The objective is to achieve continuous reduction in the level of risk by improving existing precautionary measures.

All staff have a duty:

- to co-operate with safety representatives in the fulfillment of the objectives of the Madressah's H&S policies

and their responsibilities under the Health and Safety at Work Act to comply with safety rules and procedures laid down in their area of activity

- to take reasonable care to avoid injury to themselves and others by act or omission whilst at work
- to use such protective clothing or equipment as may be provided
- to report all dangerous occurrences promptly

Step Three – Hazards without control measures

Where hazards have been identified and risks assessed by no control measures have been established, the following questions need to be addressed:

- Can the hazard be eliminated altogether?
- If not, what control measures can be put in place to reduce the risk to a minimum?
- Can the hazard be controlled at source?
- Can the work be adapted to suit the physical capabilities of the students?
- Can the use of technology reduce the risk?
- Can steps be taken to protect the whole place from the hazard?
- If all else fails, can personal protective equipment reduce the risk to individuals?

Summary

- Evaluate risks and control measures – check that existing control measures are adequate to control the risks. If not new control measures must be introduced.
- Ensure all findings are recorded. The identification of hazards and people at risk, the assessment of that risk and the introduction of control measures must all be properly documented.
- Review assessments – assessment must be reviewed annually and whenever there is a significant change in the working environment.

Following new legislation a Fire Risk Assessment has to be kept separately.

USE OF LADDERS

The following is according to advice from the Health and Safety Executive

- Any person under the age of 21 will be sent for ladder training before being allowed to climb ladders in Madressah
- Any person over the age of 21 will be deemed to have the necessary experience to be able to follow the guideline without further training
- Before climbing the ladder check that the ladder itself is in good working order, should any concerns be raised do not climb the ladder
- Any ladder higher than a 5 rung step ladder cannot be used without another person to supervise.
- Before climbing the ladder ask yourself: 'Am I fit to work at height?' before moving on to assess the ladder
- Make sure your belt buckle (or navel) stays within the stiles (vertical sides) to prevent toppling
- When not climbing keep both feet on the same rung throughout and always have three 'points of contact' with the ladder
- Do not carry anything heavier than 22lb
- Only work on a stepladder for 15 to 30 minutes at a time.

Lone working policy

1. Policy Statement

Where the conditions of service delivery or its associated tasks require staff to work alone, both the individual staff member and management have a duty to assess and reduce the risks which lone working presents.

This policy should be read in conjunction with the main Safer Working Practice policy and the relevant Health and Safety policies.

2. Purpose

This policy is designed to alert staff to the risks presented by lone working, to identify the responsibilities each person has in this situation, and to describe procedures which will minimise such risks. It is not intended to raise anxiety unnecessarily, but to give staff a framework for managing potentially risky situations.

3. Scope

This policy applies to all staff who may be working alone, at any time, in any of the situations described in the definition below.

4. Context

The School accepts that there are times outside of school hours when a member of staff will be on the premises alone. The School has a commitment to the provision of appropriate support for staff a clear understanding of responsibilities the priority placed on the safety of the individual over property a commitment to providing appropriate training for staff
Equipment such as mobile phones, personal alarms and torches will be made available as appropriate.

MADRESSAH ACCESSIBILITY POLICY 1.20

KEY RESPONSIBILITY Health and Safety Coordinator

LAST REVIEW DATE MAY 2021

NEXT REVIEW DATE APRIL 2024

INTRODUCTION

The plan is drawn up in accordance with the planning duty in the Disability and Equality Act 2010 (DEA) as amended by the SEN and Disability Act 2001 (SENDA). It draws on the guidance set out in "Accessible Madressahs: Planning to increase access to Madressah for disabled students" issued in July 2002.

DEFINITION OF DISABILITY

Disability is defined in the DEA:

'A person has a disability if he or she has a physical or mental impairment that has a substantial and long-term adverse effect on his or her ability to carry out normal day to day activities.'

KEY OBJECTIVES

1. To reduce and eliminate barriers to access to the curriculum and to full participation in the Madressah community for students and prospective students with a disability.
2. The Equality Act also provides rights for people not to be directly discriminated against or harassed because they have an association with a disabled person. This can apply to a carer or parent of a disabled person. In addition, people must not be directly discriminated against or harassed because they are wrongly perceived to be disabled.

PRINCIPLES

Compliance with the DEA is consistent with the Madressah's aims and equal opportunities policy and the operation of the Madressah's SEN policy.

The Madressah recognises it's duty under the DEA, as amended by the SENDA:

- not to discriminate against disabled students in their admissions and exclusions and provision of education and associated services;
- not to treat disabled students less favourably;
- to take reasonable steps to avoid putting disabled students at a substantial disadvantage;
- to publish an Accessibility Plan;
- in performing their duties, Trustees and staff will have regard to the DRC code of practice (2002)
- the Madressah recognised and values parent's knowledge of their daughter's disability and it's effect on her ability to carry out normal activities and respects the parents' and child's right to confidentiality;

The Madressah provides all students with a broad and balanced curriculum, differentiated and adjusted to meet the needs of individual students and their preferred learning styles; and endorses key principles in the National Curriculum framework which underpin the development of a more inclusive curriculum.

- setting suitable learning challenges;
- responding to students' diverse learning needs
- overcoming potential barriers to learning and assessment for individuals and groups of students;

ACTIVITY

This section outlines the main activities which the Madressah undertakes and is planning to undertake to achieve the key objective (above).

a) Education and related activities

The Madressah will continue to seek advice of education professionals and appropriate health professionals.

b) Physical environment

The Madressah will take account of the needs of students and visitors with physical difficulties and sensory impairments when planning and undertaking future improvements and refurbishments of the site and premises, such as improved access, lighting, acoustic treatment and colour schemes and more accessible facilities and fittings.

c) Provision of information

The Madressah will make itself aware of local services for providing information in alternative formats when required or requested.

ACTION PLAN

See attached (Appendix)

Trainees and work experience

Any person who comes into Madressah as a trainee or work experience placement must follow the Madressahs induction policy and be made aware of all H&S issues relevant to the area they are working in.

Slips, trips and falls

Slips trips and falls are an unfortunate occurrence of day to day life and often seen as humorous events, but this is far from the truth. By taking a few simple precautions, you can significantly reduce the risks;

- Make sure you know what to do with spillages
- Make sure that leaks are reported as soon as identified
- Play your part in cleaning regimes and schedules
- Keep work area tidy
- Choose appropriate footwear for tasks you are undertaking or area in which you are working
- Check that floor surfaces are in good condition and report defects.

Stress

If you think you are suffering from stress talk to your line manager in the first instance then to your GP.

- Try to avoid eating on the run or avoiding meals altogether.
- Taking care of yourself physically will enable you to deal with stress related problems more efficiently.
- A balanced diet, moderate exercise and adequate sleep will all help
- Do not be embarrassed to seek professional help

Violence and Aggression

The Madressah operates a zero tolerance policy.

- If you are the victim of violence or aggression, report it to your line manager immediately
- Do not respond to violence or aggression with violence or aggression. You will only make matters worse. By maintaining a calm but assertive approach, you will remain in control.
- If you are responsible to banking cash, bank frequently and always vary your route or travel time to the bank
- If you are to meet a parent who you know has aggressive tendencies always ensure you are accompanied,

Health & Safety Policy

SHARPS POLICY

<p>RELEVANT LEGISLATION</p>	<ul style="list-style-type: none"> • A stated objective of MIET in its Health and Safety policy is to “comply with the provisions and requirements of the Health and Safety at Work etc. Act 1974 and subordinate legislation and other statutory provision”. • The Management of Health and Safety at Work Regulations requires employers to carry out suitable and sufficient risk assessments for all activities. • The Reporting of Injuries, Diseases and Dangerous Occurrences Regulations 1995 (RIDDOR) Requires employers to notify their enforcing authority in the event of an accident at work to any employee resulting in death, major injury or incapacity for normal work for three or more days. This includes any act of non-consensual physical violence done to a person at work. • The Provision and Use of Work Equipment (PUWER) Regulations 1998 require employers to ensure that risks to people’s health and safety, from equipment that they use at work, to be prevented or controlled. • Safety Representative and Safety Committees Regulations 1997 (a) and the Health and Safety (Consultation with Employees) Regulations 1996 (b) Requires employers to inform, and consult with, employees in good time on matters relating to their health and safety. Employee representatives, either appointed by recognised trade unions under (a) or elected under (b) may make representations to their employer on matters affecting the health and safety of those they represent. • The main requirement of The Personal Protective Equipment Regulations (PPE)1992 is that personal protective equipment is to be supplied and used at work wherever there are risks to health and safety that cannot be adequately controlled in other ways. • MIET also has a moral duty of care for its employees and others who may be affected by its activities and operations.
<p>PURPOSE AND SCOPE</p>	<p>To ensure that all personnel are provided with adequate information, instruction and training regarding the hazards and precautions to be taken when dealing with sharps. This guidance applies to all those who may have contact with sharps whilst undertaking their work or have line management responsibility for anyone who may have contact with sharps whilst undertaking their work.</p>
<p>DEFINITIONS</p>	<p>‘Sharps’ is the term for objects at work that can graze, cut or puncture the skin, e.g. knives, broken glass, needles etc.</p>
<p>TYPE OF INJURY</p>	<p>A sharp injury /contamination incident includes:</p> <ul style="list-style-type: none"> • Inoculation of blood by a needle or other ‘sharp’ (eg HepB, HepC, HIV); • Contamination of broken skin with blood (cuts or grazes); • Blood splashes to mucous membrane eg eyes or mouth; • Swallowing a person’s blood eg after mouth-to-mouth resuscitation; • Contamination where the individual has an open wound and clothes have

	<p>been soaked by blood;</p> <ul style="list-style-type: none"> • Bites (where the skin is broken, eg tetanus).
PEOPLE AT RISK	<p>Staff, students, visitors to site and contractors</p> <p>Direct exposure can happen through accidental contamination from discarded needles. The actual risk of infection depends on:</p> <ul style="list-style-type: none"> • If the needle user was infected with hepatitis or HIV viruses; • How much infected material enters the bloodstream – a needle attached to a syringe containing blood is likely to be a higher risk than a detached needle, and; • How infective the needle is. <p>Not all exposure results in infection</p>
RISK ASSESSMENT	<p>Trustees must ensure that a suitable and sufficient risk assessment is carried out in order to:</p> <ul style="list-style-type: none"> • determine the hazards and associated risks when dealing with sharps; • assess how likely it is that sharps injuries could occur and decide if existing precautions are adequate or whether more should be done; • factors to consider include: <ul style="list-style-type: none"> - potential frequency and scale of contact with sharps; - number of employees likely to come into contact with sharps; - any existing incidents and information that can be learned; • identify specific hazards associated with retrieval and disposal of sharps; • identify and implement control measures to reduce the risk of injury to the employee and/or others; • establish a written safe system of work (SSoW) for dealing with sharps; • regularly review the above systems and monitor incidents; <p>Please note at present there is no student or member of staff on site who should come in contact with sharps in the form of needles.</p>
CONTROL MEASURES	<p>The following is a list of control measures which you may wish to incorporate into your risk assessment – the list is not exhaustive:</p> <ul style="list-style-type: none"> • Provision of appropriate equipment for handling and disposal of sharps, eg tools for picking up needles (e.g. pincer tools, tongs, litter picker, tweezers, yellow biological hazard containers etc); • Ensure only competent employees undertake the retrieval of sharps; • Supply appropriate cleaning materials (eg dust pan and brush for glass, tongs/pincers for needles etc) are available where appropriate; • Ensure that employees understand the risks through proper information/instruction, training and supervision; • Ensure that emergency procedures are communicated to all employees;

Health & Safety Policy

	<ul style="list-style-type: none"> • Inform employees on the correct disposal procedure for sharps; • Ensure accident/incident reporting form and procedure is followed; • Contacting Occupational Health for advice at any stage; • Provision of adequate first aid equipment including clean water and/or sterile wipes for cleaning wounds and a supply of sterile, waterproof, adhesive dressings; • Main entrance to Madressah checked for sharps on a daily basis <p>Ensure relevant employees are provided with appropriate PPE (gloves with a high degree of puncture resistance, puncture/cut resistant clothing to protect limbs etc)..</p>
<p>SPECIAL CONSIDERATION FOR FIRST AIDERS</p>	<p>The risk of first aiders being infected whilst carrying out their duties is small. There has been no recorded case of HIV or HBV being passed on during mouth-to-mouth resuscitation.</p> <p>The following precautions can be taken to reduce the risk of infection:</p> <ul style="list-style-type: none"> • Cover any cuts or grazes on your skin with a waterproof dressing; • Wear suitable disposable gloves when dealing with blood or any other body fluids; • Use suitable eye protection if possible; • Consider your own safety; assess the situation and if applicable, use devices such as face shields when you give mouth-to-mouth resuscitation, but only if you have been trained to use them (i.e. are a trained first aider – there is very little risk of transfer if all items of PPE are used); • Wash your hands after each procedure. <p>It is not normally necessary for first aiders to be immunised against HBV unless the risk assessment indicates that it is appropriate/recommended.</p>
<p>TRAINING</p>	<p>Staff training on sharps and their potential harm should include the following issues (the list is not exhaustive):</p> <ul style="list-style-type: none"> • Awareness of infectious diseases; • Precautions to be taken; • Common hiding places; • Safe handling and disposal procedures; • Emergency procedure; • Practical demonstrations. <p>Records should be kept of staff training attendance.</p>
<p>ACTION FOLLOWING A PUNCTURE WOUND</p>	<ul style="list-style-type: none"> • Encourage the wound to bleed; • Do not suck the wound; • Rinse thoroughly under running water (do not scrub); • If water is not available, cleansing wipes provided in first aid kits should be

Health & Safety Policy

	<p>used;</p> <ul style="list-style-type: none"> • Cover the wound with a dry plaster/dressing; • Report incident to Local Health Authority . Senior Public Health Development Advisor <p>Tel: Mobile:</p> <p>Formally record the incident on DCC accident/incident form, including details of the action taken;</p> <ul style="list-style-type: none"> • Seek medical advice; • Ensure sharp is disposed of safely into a sharps container. •
DISPOSAL OF SHARPS	<ul style="list-style-type: none"> • Be alert – look for obvious needles before handling waste; • Always wear suitable gloves – even when using tools to move needles (gloves should not be relied upon to give total protection); • Use a pincer tool/tweezers etc to pick up needles; • Place needles in a sharps box – take the sharps box to the needle, not the needle to the sharp box (where possible); • Try to put the sharps box on an even surface before opening it to deposit the needle; • Do not overfill sharps boxes or try to push the contents down; • Before disposal, seal boxes and dispose of in accordance with your workplace instructions; • Inform line managers of any needles found as soon as possible; • Contact Local Health Authority for disposal details <p>Senior Public Health Development Advisor</p> <p>Tel: Mobile:</p>

LINKED POLICIES AND DOCUMENTS

This Plan will contribute to the review and revision of related Madressah policies;

- Madressah Improvement Plan
- CPD
- Buildings Plan
- SEN policy
- Equal Opportunities policy
- Curriculum policy
- Literacy policy
- EA action plan

This Plan has links to the following documents;

- Fire Drill book
- Risk Assessment
- Fire Risk Assessment
- PAT test records
- Check lists for
 1. Daily fire exit check
 2. Fire call point check
 3. Emergency lighting check
 4. fire extinguisher check
 5. Accident/illness records
 6. Fire extinguisher training records
 7. Appointed persons first aid training records

Updated: August 2022