

بِسْمِ اللَّهِ الرَّحْمَنِ الرَّحِيمِ

# ISLAMIC EDUCATIONAL ORGANISATION OF SOUTHERN AFRICA



**Hajee A.M.Lockhat Wakuff**  
**Oldest Waqf in South Africa**  
**- Established in 1933**

# Qari Ahmed Yusuff Lockhat

## Student of Shaykh Abdul Basit Abdus Samad

### Ijaazah



بسم الله الرحمن الرحيم

### إجازة

القاهرة في ٣ ذي الحجة ١٣٩٧ هجرية  
الموافق ١٤ نوفمبر ١٩٧٧ ميلادية

الحمد لله الذي أنزل على عبده الكتاب ولم يجعل له عوجاً فيما لينذر بأساً شديداً من  
لذته و يبشر المؤمنين الذين يعملون الصالحات أن لهم أجراً حسناً ماكنين فيه أبداً .  
والصلاة والسلام على من اصطفاه مولاة بأن جعله سيد الأنبياء وخاتم المرسلين و  
خصه بالمعجزات الباهرات و خصه بأكبر معجزة ألا و هي معجزة القرآن الكريم  
فصلاة الله و سلامه على سيدنا محمد و على آله و صحابته و التابعين و تابعيهم  
إلى أن يرث الله الأرض و من عليها و بعد...  
فقد تشرفت بقدم ابننا المبارك الشيخ أحمد بن يوسف بن لو كهات الذي قدم من دريس  
بجمهورية جنوب أفريقيا والذي جاء ليتعلم العربية الفصحى و يحفظ القرآن الكريم برواية  
حفص عن عاصم و قد لمست فيه التقى و الصلاح والعمل بكتاب الله عز وجل متأسياً في كل  
أقواله و أفعاله بسيدنا محمد صلى الله عليه وسلم و قد قرأ على القرآن كله مجوداً و قد  
وجهته إلى علم التلويح النغمي فكان لبقاً في فهمه لكل التوجيهات و قد ذهبت به إلى مجالس  
الكثير من علماء التجويد واستمعوا إليه و استحسنوا تلاوته و لما كان يتمتع بكل هذه المواهب  
فقد أعطيت هذه الإجازة ليكون من خيرة من يطمون القرآن الكريم متغماً لأنه تعلم أصول  
التجويد مع التلويح النغمي أي أنه يستطيع أن يقرأ الآية القرآنية بالأسلوب النغمي الذي يمشي  
مع المعنى القرآني مع عدم الخروج على أحكام التجويد و صدق المصطفى صلى الله عليه و  
سلم خيركم من تعلم القرآن و علمه و قد أوصيته بطاعة الله سبحانه و تعالى و أن يتقى الله  
سبحانه في كل أمة من القرآن الكريم و أن يكون أميناً على كتاب الله حتى يملا يقنتي به.  
وفقنا الله جميعاً لخدمة القرآن الكريم و العمل به و صلى الله على سيدنا محمد و على آله  
وصحبه وسلم .

وهذه إجازة منا بذلك ، والله ولي التوفيق...

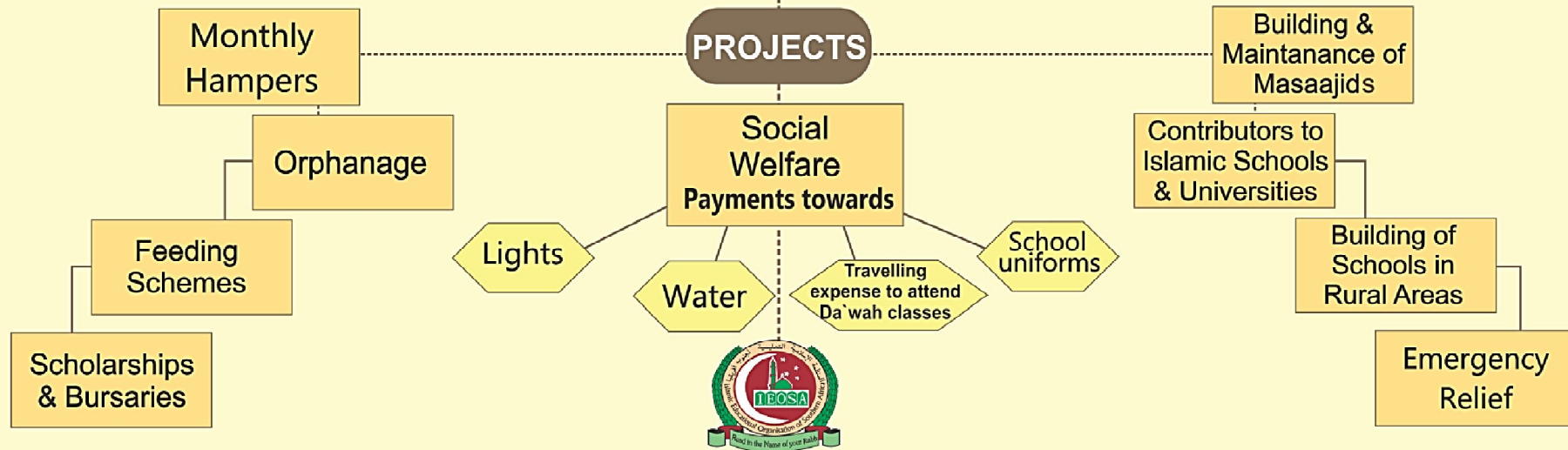
الفقيه إلى ربه الراجي عفوهُ ورضاه  
أحمد الشحات أحمد جوده  
المشهور / أحمد الرزقي

محمد الرزقي  
محمد الرزقي

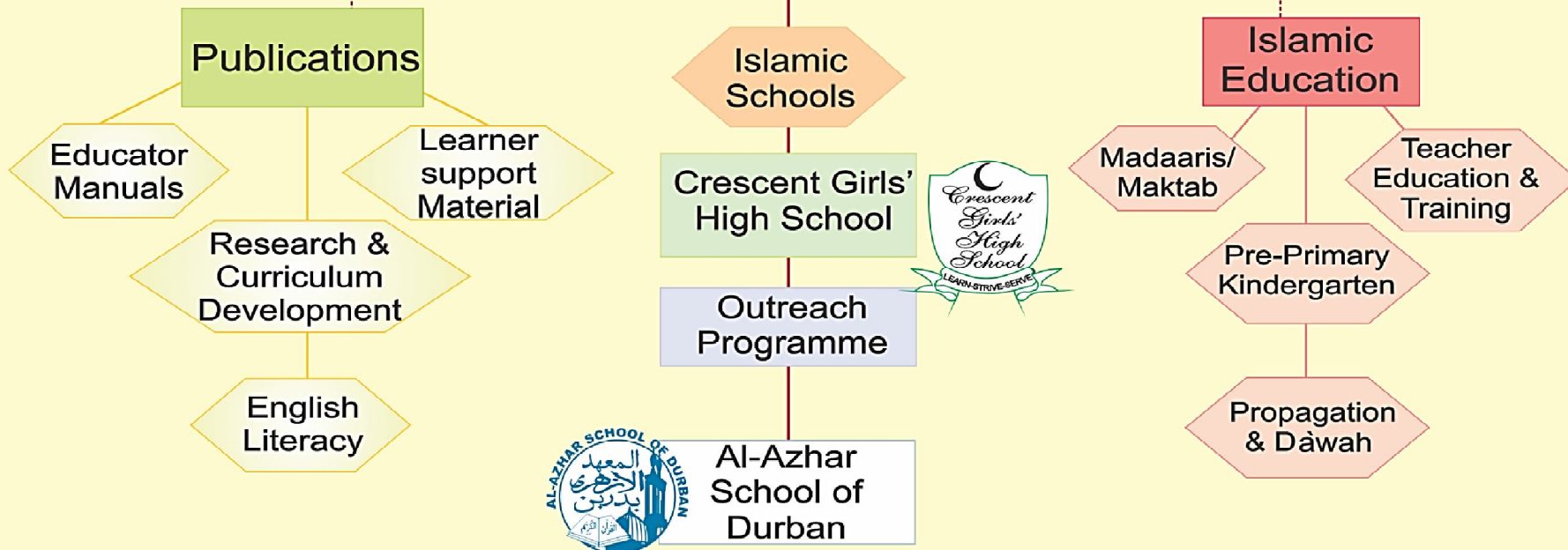




# HAJEE A.M. LOCKHAT WAKUFF



## Islamic Educational Organisation of Southern Africa



## Links with Al-Azhar Ash Shareef, Egypt, Cairo



The Grand Shaykhul Azhar has directed Qari A.Y.Lockhat to assist in the necessities of the mission of the Al-Azhar Religious and Academic activities in South Africa





## Al-Azhar Shuyook implementing the IEOSA-Arabic Syllabus





# Crescent Girls' High School



**Astro turf**



**Outstanding  
awards**




**Hall**


**Specialist rooms**







# **IEOSA's MADRASAH / MAKTAB SYSTEM**





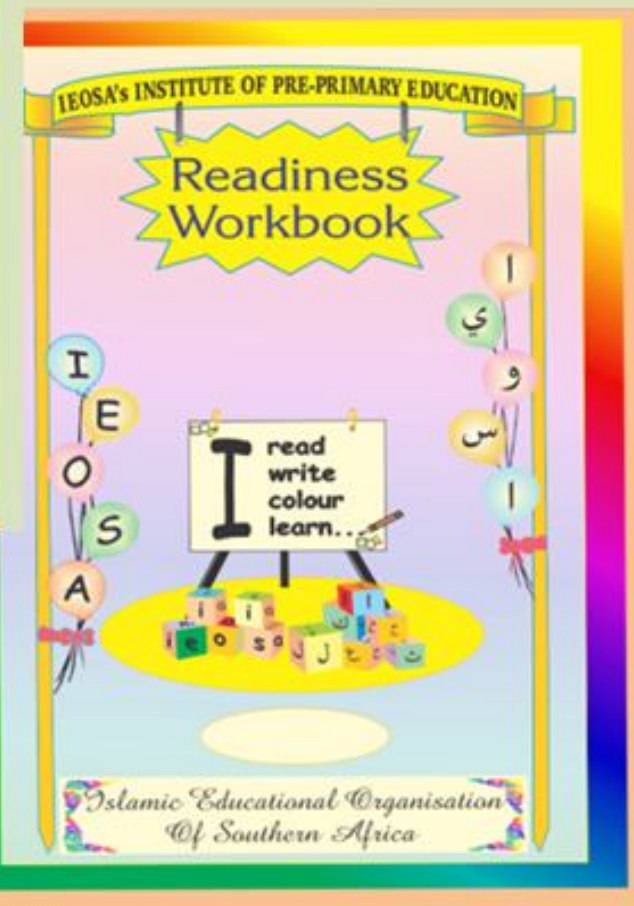
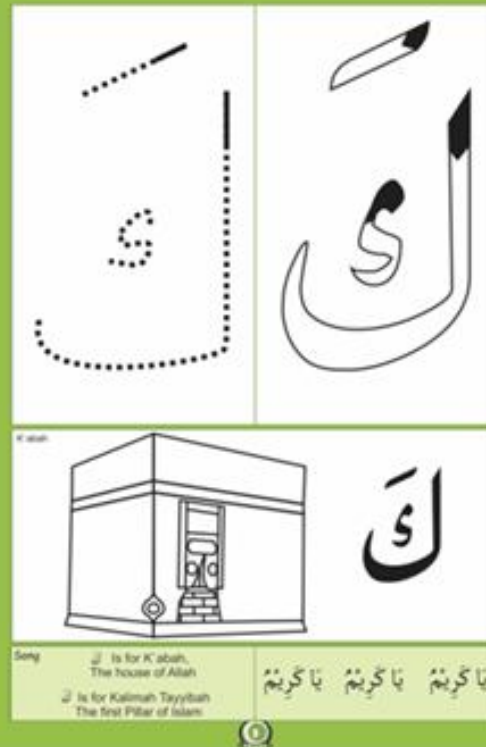

## PUBLICATIONS

### International Recognition



Ministry of Awqaaf printed the  
Ta'limul Qiraa'ah at their expense

## KINDERGARTEN PRE-MADRASAH





# تعليم القراءة والكتابة

## TA'LIMUL QIRĀ'AH WAL-KITĀBAH

الجزء الاول  
Part One



	أَذَانٌ Azaan	آ
آ	آ	1
آ	آ	آ
	كَعْبَةٌ Ka' bah	كَ
كَ	كَ	كَ
كَ	كَ	كَ
كَ	كَ	كَ
كَ	كَ	كَ
كَ	كَ	كَ
كَ	كَ	كَ

2 SINGLE LETTERS WITH FAT-HAM



# تعليم القراءة والكتابة TA'LIMUL QIRĀ'AH WAL-KITĀBAH

الجزء الثاني  
Part Two



ISLAMIC EDUCATIONAL ORGANISATION OF SOUTHERN AFRICA

## QAA'IDAH & QUR'AAN TEACHERS MANUAL


EASY METHODS in teaching  
QAA'IDAH & QUR'AAN RECITATION  
including ILMUTAJWEED  
using the  
TA'LIMUL QIRĀ'AH WAL-KITĀBAH series





# Hifz

حفظ



Islamic Educational Organisation  
of Southern Africa

SURAHS

SURATUL FAATIHAH - سُورَةُ الْفَاتِحَةِ - 'The Opening'

بِسْمِ اللَّهِ الرَّحْمَنِ الرَّحِيمِ

الْحَمْدُ لِلَّهِ رَبِّ الْعَالَمِينَ

الرَّحْمَنِ الرَّحِيمِ

إِيَّاكَ نَعْبُدُ وَإِيَّاكَ نَسْتَعِينُ

اهْدِنَا الصِّرَاطَ الْمُسْتَقِيمَ

صِرَاطَ الَّذِينَ أَنْعَمْتَ عَلَيْهِمْ

غَيْرِ الْمَغْضُوبِ عَلَيْهِمْ وَلَا الضَّالِّينَ

1. All Praise be to Allah, The Rabb of the Worlds.
2. The Beneficent, The Merciful.
3. Master of the Day of Judgement.
4. You alone we worship and You alone we ask for help.
5. Guide us to the straight path.
6. The path of those whom You have favoured.
7. Not of those who have earned Your anger nor of those who are astray.



# Learn Arabic

## تعلموا العربية



Islamic Educational Organisation  
of Southern Africa

LESSON : 6

الدَّرْس : ٦

### THE TOYS - اللَّعْبُ

مَا هَذِهِ؟

What is this? [Female]

مَا هَذَا؟

What is this? [Male]

مَا هَذِهِ؟



هَذِهِ كُرَّةٌ

مَا هَذَا؟



هَذَا مُسَدَّسٌ

مَا هَذِهِ؟



هَذِهِ دُوَّامَةٌ

مَا هَذَا؟



هَذَا قِطَارٌ

مَا هَذِهِ؟



هَذِهِ سَيَّارَةٌ

مَا هَذِهِ؟




هَذِهِ حَافِلَةٌ





# Islamic History

## التاريخ الاسلامي



Islamic Educational Organisation  
of Southern Africa

### PROPHET MUHAMMAD'S ﷺ BIRTH

**Remember** the following words!

Prophet Muhammad ﷺ	born	Makkah
12 <sup>th</sup> Rabi ul Awwal	last Messenger	Arabia

### Read and Understand

Muslims all over the world read Salaah, read the Noble Qur'aan, keep Fast, give Zakaah, go for Hajj, do good deeds and keep away from bad behaviour.

These good habits were taught to us by Prophet Muhammad ﷺ who is Allah's ﷻ last Messenger.

Prophet Muhammad ﷺ was born on the 12th of Rabi ul Awwal 53 B.H. in Makkah, which is in Arabia.

### Revise the lesson

and answer the questions 

1. Who is Allah's ﷻ last and final Messenger?
2. Where was the last and final Messenger born?
3. When was the last and final Messenger born?



# Syllabus Gr 1-7

## ISLAMIC HISTORY SYLLABUS



### GRADE 3

Seerah of Prophet Muhammad ﷺ from birth to early muslims and the following topics:

1. The boycott
2. Year of grief
3. Mi'raaj
4. Hijrah
5. The muslims in Madinah

### GRADE 5

Summary of seerah of Prophet Muhammad ﷺ from birth upto Tabuk Expedition and advanced Lessons on:

1. The Battles
2. First Hajj
3. Farewell Hajj
4. Last Sermon
5. Illness and passing away of Prophet Muhammad ﷺ

### GRADE 7

1. Summary of Seerah of Prophet Muhammad ﷺ
2. Qualities of Prophet Muhammad ﷺ
3. Miracles/Mu'jizat of the prophets
4. Hadrat 'Uthmaan ؓ
5. Hadrat 'Ali ؓ
6. Prophet Yusuf ؑ
7. Prophet Daawud ؑ
8. Prophet Musaa ؑ
9. Prophet 'Isaa ؑ

### GRADE 1 & GRADE 2

1. Introduction to Seerah of Prophet Muhammad ﷺ
2. Birth of Prophet Muhammad ﷺ
3. Childhood
4. Adulthood-Black Stone
5. Adulthood-marriage
6. The coming of angel Jibreel ؑ
7. First Believers
8. Jabal-us Safaa
9. Cruelty of disbelievers
10. Treatment of Hadrat Bilaal ؓ
11. Migration to Abyssinia

### GRADE 4

Summary of seerah of Prophet Muhammad ﷺ from Birth upto Hijrah and Muslims in Madinah as well as simplified lessons on:

1. The battles
2. Treaty of Hudaibiyyah
3. Letters of invitation
4. The expedition of Khaybar
5. The Battle of Mu'tah
6. Conquest of Makkah
7. The expedition of Tabuk

### GRADE 6

1. Summary of Seerah of Prophet Muhammad ﷺ
2. Qualities of Prophet Muhammad ﷺ
3. Miracles/Mu'jizat of the prophets
4. Hadrat Abu Bakr ؓ
5. Hadrat 'Umar ؓ
6. Prophet Aadam ؑ
7. Prophet Nuh ؑ
8. Prophet Ibraaheem ؑ

## ISLAMIC HISTORY SYLLABUS



### GRADE 11

1. Schematic Summary - Prophet Muhammad ﷺ
2. Summary of Seerah of Prophet Muhammad ﷺ
3. Miracles/ Mu'jizat of Prophet Muhammad ﷺ
4. Ummahaatul Mumineen - Sayyidah Zaynab bint Jahsh ؓ, Sayyidah Juwairiyah bint Al-Harith ؓ, Sayyidah Umm Habibah bint Abi Sufyaan ؓ, Sayyidah Safiyah bint Huyay ؓ
5. Hadrat Bilaal ؓ
6. Madh-hab - Imaam Maalik (RA)
7. Saints- Hadrat Sufi Sahib (RA) Shaykh Abdul Qadir Jilaani (RA)
8. Umayyad Dynasty, Abbasid Dynasty

### GRADE 9

1. Schematic Summary - Prophet Muhammad ﷺ
2. Summary of Seerah of Prophet Muhammad ﷺ
3. Miracles/ Mu'jizat of Prophet Muhammad ﷺ
4. Ummahaatul Mumineen - Sayyidah Aishah bint Abu Bakr ؓ, Sayyidah Hafsa bint Umar Al Khattab ؓ
5. Summary - Daughters of Prophet Muhammad ﷺ - Sayyidah Zaynab ؓ, Sayyidah Ruqayyah ؓ
6. Grandsons of Prophet Muhammad ﷺ - Hadrat Hasan ؓ, Hadrat Husayn ؓ
7. Madh- hab - Shafi'ee
8. Hadith - Imaam Bukhari ؓ
9. Saints - Raabi'ah Basriyyah ؓ
10. Auspicious Occasions - Muharram

### GRADE 8

1. Schematic Summary - Prophet Muhammad ﷺ
2. Summary of Seerah of Prophet Muhammad ﷺ
3. Miracles/ Mu'jizat of the Prophets
4. Farewell Sermon
5. Ummahaatul Mumineen - Sayyidah Khadijah bint Khuwaylid ؓ, Sayyidah Saudah bint Zamah ؓ, Madh-hab- Hanafee
7. Prophet Ibraaheem ؑ
8. Auspicious Occasions - Al Ud-hiyyah

### GRADE 10

1. Schematic Summary - Prophet Muhammad ﷺ
2. Summary of Seerah of Prophet Muhammad ﷺ
3. Miracles/ Mu'jizat of Prophet Muhammad ﷺ
4. Daughters of Prophet Muhammad ﷺ - Sayyidah Umm Khulthum ؓ, Sayyidah Faatimah ؓ
5. Ummahaatul Mumineen - Sayyidah Zaynab bint Khuzaymah ؓ, Sayyidah Umm Salamah bint Abi Umayyah ؓ
6. Daughters of Prophet Muhammad ﷺ - Sayyidah Umm Khulthum ؓ, Sayyidah Faatimah ؓ
7. Madh- hab - Hambalee (RA)
8. Hadith- Imaam Muslim (RA)
9. Saints - Shah Waliullah (RA)
10. Auspicious Occasions- Laylatul Qadr / Hajj
11. Muslim Contribution to Science

### GRADE 12

1. Schematic Summary- Prophet Muhammad ﷺ
2. Summary of Seerah of Prophet Muhammad ﷺ
3. Miracles/ Mu'jizat of the Prophet Muhammad ﷺ
4. Ummahaatul Mumineen - Sayyidah Maymunah bint Al-Harith ؓ, Sayyidah Maria bint Shamoon Al-Qibtiyyah ؓ
5. Hadrat Khaalid bin Waleed ؓ
6. Tariq bin Ziyad

# Syllabus Gr 8-12



## Fiqh & Islamic Teachings

### الفقه والتعليم الاسلامي



Islamic Educational Organisation  
of Southern Africa

## TAHAARAH



TAHAARAH MEANS TO BE CLEAN.

Islam is very particular about cleanliness. Islam teaches us not only to keep our body and clothes clean at all times, but our surroundings like our homes, the madrasah and the streets must also be kept clean.



Allah ﷻ tells us in the Noble Qur'aan that He loves those who keep themselves clean.

Prophet Muhammad ﷺ is also reported to have said:-

"Cleanliness is Part of Faith (Imaan)."  
[Muslim]



## تہذیب



a) how to be a **good Muslim**,



for example, waiting patiently without grabbing or pulling things out of anyone's hand.

for example, removing dirt from  
the path, Maa shaa' Allah!

for example, thinking of, and helping others, Maa shaa' Allah!







## Android Download of the IEOSA Publications

www.ieosa.org.za - For More Information, Contact Our IEOSA Office On: Tel: +27 31 301 9744 Email: [info@ieosa.org.za](mailto:info@ieosa.org.za) / [support@ieosa.org.za](mailto:support@ieosa.org.za)

**Step 1:**  
Open Google Play Store On Your Android Device And In The Search Bar, Type "IEOSA Book Reader." Once Located, Click On The Application To Enter It.



**Step 2:**  
Click "Install" To Download The Application. Once Installed, Click "Open" To Enter The Application.



**Step 3:**  
To Register For An Account, Click "Register" At The Bottom Of The Screen. Fill In The Required Information And Then Click "Register"



**Step 4:**  
Click On "Store" To Purchase A Book.



**Step 5:**  
Select The Book You Would Like To Purchase By Clicking on the Price Below The Book. Then Scroll To The Right Of The Screen And To Cart"



**Step 6:**  
Scroll To The Right Of The Screen And Click "Proceed To Checkout." Then Scroll To The Right Of The Screen Again And Click "Continue." Scroll To The Right Of The Screen Again And Click "Place Order"



## APPLE Download of the IEOSA Publications

**Step 1:**  
Open The App Store On Your Apple Device. In The Search Bar Located At The Top Right Hand Corner, Type In "ieosa" And Press Search



**Step 2:**  
Click On "Get" Next To The IEOSA Reader App, Then "Install" And Finally "Open"



**Step 3:**  
Once Open, Click On The Menu Button (3 Horizontal Lines) Located At The Top Right Hand Corner Of The Screen, And Then Click Login



**Step 4:**  
To Register For An Account, Click "SignUp" Enter The Required Details And Click "Register."



**Step 5:**  
To Purchase A Book, Open Google In The Safari App, Search "IEOSA - Flipick" And Open The Web Page



**Step 6:**  
Click "Login" At The Top Right Hand Corner Of The Page And Enter In Your Email Address And Password, Then Click "Login"



**Step 7:**  
Now Select The "Arabic" Located Just Below The IEOSA Logo. Select The Book You Would Like To Purchase By Clicking On The Price Below The Book.



**Step 8:**  
Click "Add To Cart", Then Click "Proceed To Checkout", Click "Continue" And Finally Click "Place Order." You Will Then Be Redirected To The WorldPay Page



**Step 9:**  
Select Your Payment Method, Enter In Your Card Details And Click "Make Payment" at The Bottom. Now Click "Continue"



**Step 10:**  
Once Payment Is Complete, You Can Go Back To The IEOSA Reader App. Click The Refresh Button On The Top Right Hand Corner



**Step 11:**  
You Will See That The Book You Have Just Purchased Now Has A Download Button Below It, Click The "Download" button And Wait For The Book To Download



**Step 12:**  
Click "View" Below The Book And Let The Learning Begin.



Note: For Free books (0.0 Amount) follow all steps ie. from Step 1 to Step 8 (exclude Steps 9 & 10) then continue with Steps 11 & 12)

from Step 1 to Step 6 (exclude Step 7 & 8) then continue with Step 9 & 10)



# What services does IEOSA provide?

## **FREE** MADRASAH CURRICULUM

**FREE**

**SAMPLE  
LESSONS**

**FREE**

**SCHEMES  
OF WORK**

**FREE**

**POWER-  
POINT  
LESSONS**

**FREE**

**EMAIL &  
TELEPHONE  
SUPPORT**

**FREE**

**REVISION  
& EXAM  
PAPERS**

**BONUS**

**FREE**  
**eBOOKS  
DOWNLOAD**



# Free Syllabus

## QAA'IDAH & QUR'AAN SYLLABUS



### GRADE 1

Fat-hah single letters,  
Fat-hah joined form,  
Kasrah,  
Dhammah,  
Sukoon

### GRADE 2

Tanween,  
Aslees,  
Shaddah,  
Madds,  
Stops,  
Qalqalah &  
Para 1.

### GRADE 3

Continuation of:  
Para 1 - Para 3  
*Rules:*  
Noon &  
Meem Mushaddad.

### GRADE 4

Continuation of:  
Para 4 - Para 7  
*Rules:*  
Noon &  
Meem Mushaddad

### GRADE 5

Para 8 - Para 11.  
*Rules:*  
Noon Saakin &  
Tanween Laws.

### GRADE 6

Para 12 - 19  
*Rules:*  
Noon Saakin  
& Tanween Laws.

### GRADE 7

Para 20 - 30  
*Rules:*  
Noon Saakin  
Meem Saakin Laws  
& Madds.

# Free Schemes of work,

## ISLAMIC EDUCATIONAL ORGANISATION OF SOUTHERN AFRICA

### MADRASAH SCHEMES OF WORK

**TERM:** FIRST

**SUBJECT:** URDU

**YEAR:**

**SECTION:** BOOK 1

**GRADE:** 3

TOPIC	WEEKS
Classification & Orientation	WEEK 1
Alphabet: Pages 1, 2, / 3, 4,	WEEK 2
Pages 5, 6, / 7, 8,	WEEK 3
Pages 9,10, / 11, 12	WEEK 4
Words / Phrases / Sentences:	
Pages 13,14 / 15,16	WEEK 5
Pages 17,18 / 19, 20	WEEK 6
NB: TEST - Page 21 - <span>کرو</span>	
Pages 22, 23, 24.	WEEK 7
Pages 25, 26, / 27 / 28,	WEEK 8
Pages 29, 30, / 31, 32	WEEK 9
NB: TEST - P32/33 - <span>کرو</span>	
Pages 34, 35, / 36 – TEST on Numbers <span>گنتی</span>	WEEK 10
Revision of all work (P1-36) - PREP. - Written Test	WEEK 11
Educator to prepare as per Pages 21, 33, 36	WEEK 12
Please ensure Homework is done after every lesson	
LEARNERS MUST KNOW THEIR WORK FROM(Pg1-36)	
Du'aa to be taught to learners – Page 50	



# Free Sample Lessons plans

## TOPIC – MODEL LESSON 1

### TOPIC:

ALPHABET

BOOK 1

### OBJECTIVES:

1. To recognise the Urdu letters.
2. To pronounce the Urdu sounds correctly.
3. To form Urdu words orally.
4. To understand the meaning of the words.

TEACHING RESOURCES : Charts, pictures and flashcards.

CONTENT: Urdu letters of the Alphabet

### METHOD

- 1) Write a big bold alif ا on the board. Tell the learners:

a) بچو سب پڑھو ا

b) ا بچہ یہ ا ہے

Ask learners to repeat a few times.

- 2) Ask learners to give examples of words beginning with ا
- 3) Acknowledge and praise the learners by saying بہت خوب
- 4) Ask pupils to repeat examples given in the text book.
- 5) Write the example given in the text on the board and drill eg. ا اللہ

P.S. By writing on the board, learners are able to observe the formation of letters (which they will do at home as homework). Then follow the same procedure (as above) for the rest of the letters.

### CONCLUSION

Test learners individually at random.

### PUPIL ACTIVITY

Learners to collect pictures of words beginning with letters discussed for the day.

Learners to write the entire lesson for the day, at home and stick pictures wherever possible.

## Methodology of teaching HIFZ

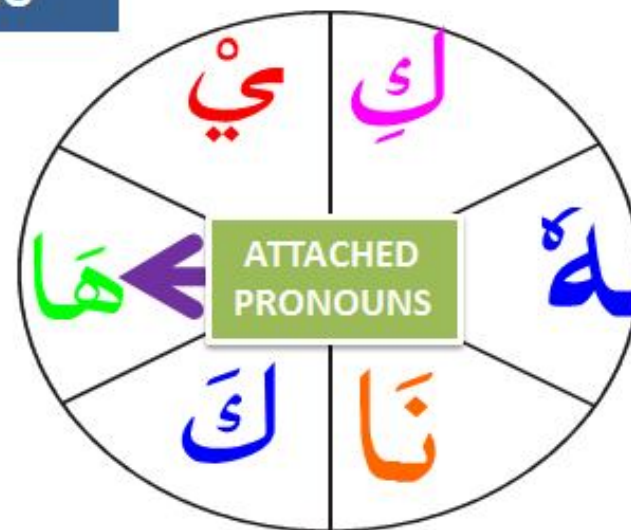
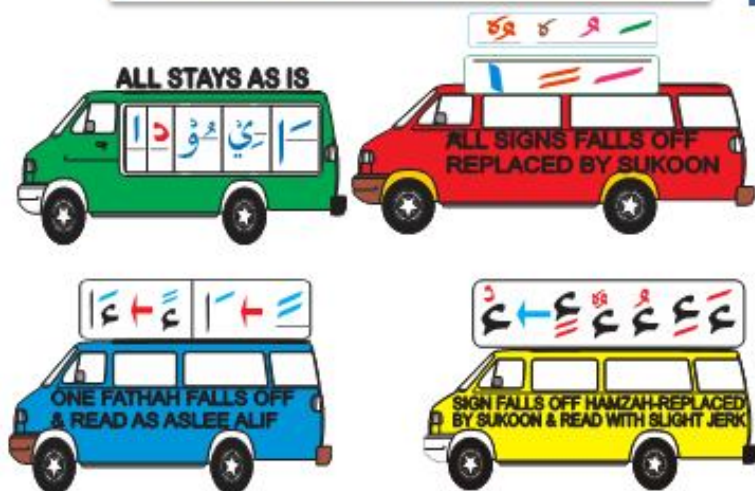


## HIJRAH



## Free Sample Powerpoint lessons

### How to stop at words.





# Free Examination papers

## Sample Islamic History

### ISLAMIC EDUCATIONAL ORGANISATION OF SOUTHERN AFRICA FINAL EXAMINATION – ISLAMIC HISTORY

GRADE : FOUR

TOTAL : 30

NAME : \_\_\_\_\_

SURNAME : \_\_\_\_\_

MADRASAH : \_\_\_\_\_

TIME : 1 HOUR

#### INSTRUCTION TO LEARNERS

1. Read the questions carefully.
2. Answer all questions.
3. Space has been provided for your answers.
4. There are 3 pages to this question paper.

#### SECTION A

**MATCH COLUMN A WITH COLUMN B. WRITE ONLY THE NUMBERS IN THE BLOCKS BELOW**

COLUMN A	A	B	C	D	E
COLUMN B					

COLUMN A	COLUMN B
A. Ahad! Ahad!	1. Angel Jibraa'eel
B. Buraaq	2. Al Abwaa
C. Iqraa	3. Hadrat Bilaal
D. Sayyidah Aaminah	4. Abyssinia
E. Najjaashi	5. Israa

[5]

#### SECTION B

**ANSWER THE FOLLOWING QUESTIONS**

1. Prophet Muhammad was helpful to Sayyidah Halimah .  
How can you help your parents and teachers?

[2]





# Madrasah report

<p style="text-align: center;">السلام عليكم</p> <p>Respected Mu'allim / Mu'allimah This is to inform you that I have received and read the Mid Year / Year End Examination Report of my Child/ward in Grade _____ of Madrasah _____ and I assure you of my full co-operation, Inshaa'Allah. Yours in Islam</p>	<p style="text-align: center;">GUARDIAN/PARENT'S SIGNATURE</p> <p style="text-align: center;">Please detach &amp; return</p>	<div style="border: 1px solid black; padding: 5px; margin-bottom: 5px;"> <p style="text-align: center;">GENERAL REMARKS</p> </div> <div style="border: 1px solid black; padding: 5px;"> <p>PUNCTUALITY :</p> <p>CONDUCT :</p> <p>DRESS/APPEARANCE :</p> <p>MU'ALLIM / MU'ALLIMAH :</p> <p>CO-ORDINATOR/PRINCIPAL :</p> <p>MADRASAH RE-OPENS ON :</p> </div>	<div style="border: 1px solid black; padding: 5px; margin-bottom: 5px;"> <p>MADRASAH : المدرسة</p> <p>NAME : الاسم</p> <p>GRADE : ROLL:</p> <p>TERM ENDING :</p> </div> <table border="1" style="width: 100%; border-collapse: collapse;"> <thead> <tr> <th style="width: 40%;">SUBJECT المادة</th> <th style="width: 10%;">MAX MARKS</th> <th style="width: 10%;">PUPIL'S MARK</th> <th style="width: 40%;">REMARKS</th> </tr> </thead> <tbody> <tr> <td>QUR'AAN/ القرآن الكريم TA'LEEMUL تعليم القراءة QIRAA'AH</td> <td></td> <td></td> <td></td> </tr> <tr> <td>HIFZ التحفيظ</td> <td></td> <td></td> <td></td> </tr> <tr> <td>PRACTICALS الفقه العملي</td> <td></td> <td></td> <td></td> </tr> <tr> <td>TAHDHIB التهذيب</td> <td></td> <td></td> <td></td> </tr> <tr> <td>ISLAMIC HISTORY التاريخ</td> <td></td> <td></td> <td></td> </tr> <tr> <td>FIQH الفقه</td> <td></td> <td></td> <td></td> </tr> <tr> <td>ARABIC اللغة العربية</td> <td></td> <td></td> <td></td> </tr> <tr> <td>URDU اللغة الاردوية</td> <td></td> <td></td> <td></td> </tr> <tr> <td>TOTAL المجموع</td> <td></td> <td></td> <td></td> </tr> <tr> <td>PERCENTAGE الجزء</td> <td></td> <td></td> <td></td> </tr> </tbody> </table>	SUBJECT المادة	MAX MARKS	PUPIL'S MARK	REMARKS	QUR'AAN/ القرآن الكريم TA'LEEMUL تعليم القراءة QIRAA'AH				HIFZ التحفيظ				PRACTICALS الفقه العملي				TAHDHIB التهذيب				ISLAMIC HISTORY التاريخ				FIQH الفقه				ARABIC اللغة العربية				URDU اللغة الاردوية				TOTAL المجموع				PERCENTAGE الجزء			
SUBJECT المادة	MAX MARKS	PUPIL'S MARK	REMARKS																																												
QUR'AAN/ القرآن الكريم TA'LEEMUL تعليم القراءة QIRAA'AH																																															
HIFZ التحفيظ																																															
PRACTICALS الفقه العملي																																															
TAHDHIB التهذيب																																															
ISLAMIC HISTORY التاريخ																																															
FIQH الفقه																																															
ARABIC اللغة العربية																																															
URDU اللغة الاردوية																																															
TOTAL المجموع																																															
PERCENTAGE الجزء																																															

NO. OF DAYS ABSENT

RESULT

\*\* ISSUED WITHOUT ALTERATION \*\*

# Affiliate Madaaris



## AVOCA

Al-Nizamia

## BLOEMFONTEIN

Bloemfontein Madrasah

## CHATSWORTH

Al-Ameen  
Havenside  
Iqbalia  
Masjid-e-Khalid  
Rahmania  
Westcliff Masjid  
Woodhurst

## CLAIRWOOD

BCFI Ahle Sunnah  
South Coast Madrasah

## DURBAN CENTRAL

Al-Azhar School of Durban  
Anjuman Primary School

## DURBAN NORTH

Riverside Soofie Darbaar

## KENVILLE

HSBP Institute of Learning

## OVERPORT

Al-Ameen Qur'aan Institute  
Clayton Primary  
Mariam Bee Sultan  
Overport Primary  
S M Jhavary

## PARLOCK

Crescent Girls' High School  
Parlock Madrasah

## PIET RETIEF

Piet Retief Madrasah

## PIETERMARITZBURG

Greater Edendale  
Muslim Society (GEMS)

1. Luthando
2. Yenzokuhle
3. Siphesihle
4. Sombongangani
5. Sakhisizwe
6. Sakhisizwe 2
7. Azasiphe

## PHOENIX

Al-Ameen  
Al-Qadri  
Foresthaven  
Ghousia 1  
Ghousia 2  
Madrasah Ayesha  
Rydalvale  
Sulaimania  
Woodview  
Zara Academy  
Zia-ul-uloom

## PORT ELIZABETH

Nizamiye – Al-Azhar Institute

## QUEENSBURGH

Queensburgh Islamic Society

## SHALLCROSS

Savanah Park

## SHERWOOD

Al - Habeeb  
Habibiya Soofie Bhaijaan

## STANGER

Masjid Munawwar  
Stanger Manor

## VERULAM

HAZELMERE  
AASTANA-E-S.G.RASOOL  
Samnaniya

## WESTVILLE

Al-Kauthar

## UNITED KINGDOM

Muslim School Oadby



# MADRASAH EDUCATION





# Conducting of Bi-annual Examinations





**- IEOSA –  
2yr  
Madrasah  
Teacher  
Training  
Course**





## Innovative teaching methodologies FOR MADRASAH/MAKTAB EDUCATION





# - IEOSA - KINDERGARTEN SYLLABUS

## NURSERY/READINESS

### INTELLECTUAL

Numeracy-Number of Rak'aats, Sequencing-1st/2nd rak'aat



### HEALTH \ FIQH \ TAHDHIB

Tahaarah-wudu  
Tawhid - pray to Allah only  
Punctuality - Salaah on time

### GEOGRAPHY

Location - Qiblah  
-Direction of K'abah-



### HIFZ

Memorisation & Recitation of Surahs in Salaah



### LITERACY\QAIDAH

Learning of Arabic letters using phonic method-leads to Recitation



### EMOTIONAL

To build trust in Allah-improving confidence



### PHYSICAL

Development of large & fine muscles through different postures of Salaah

### SOCIAL

Brotherhood - standing shoulder to shoulder

# KINDERGARTEN TEACHER TRAINING





# Workshops – Locally and Internationally



## IEOSA Workshop held at Muslim School Oadby Madrasah - Leicester





## Qari A.Y.Lockhat together with Brother Zubeir Hassam





**Register for 2017/2018  
ONLINE Teacher Training Course  
commencing in November 2017.**

**Final workshop in  
UK – March/April 2018!**

**Register online:  
[www.ieosa.com](http://www.ieosa.com)  
[info@ieosa.org.za](mailto:info@ieosa.org.za)  
+27 31 3019744**